


Name _____

Draw the chairs.



This is my mum's chair.

A large empty rectangular box for drawing a chair.

This is my dad's chair.

A large empty rectangular box for drawing a chair.

This is my chair.

A large empty rectangular box for drawing a chair.

This is _____ .

A large empty rectangular box for drawing a chair.

Learning focus

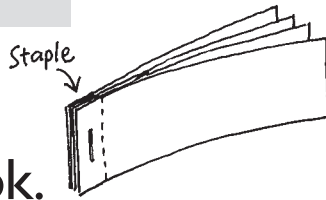
High-frequency words/beyond the text

Instructions

Ask children to draw pictures of chairs for their family.

Talk about


Why does your mum like this chair? Why do you like this chair?



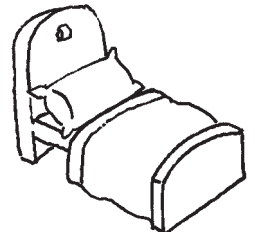
Name _____

Make a strip book.


This is my chair.




chair



bed



bike



house

Learning focus Innovating on the text/writing and composing/publishing
Instructions Ask children to make a strip book. Children can follow the pattern of the text or write their own story.
Talk about *Encourage each child to talk to a friend about their book, or to read their book to a friend.*