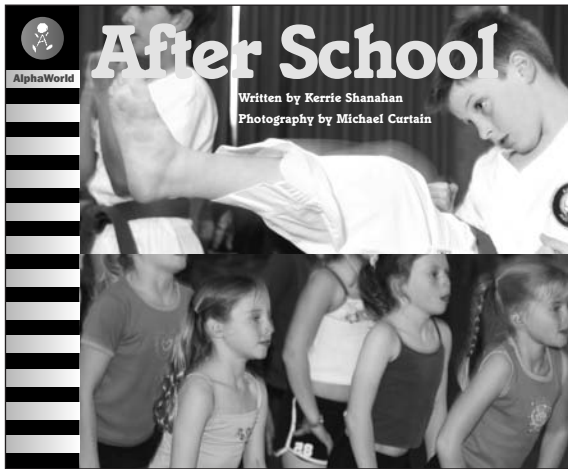


After School



Topic: School and community

Curriculum link: Society and Environment; Active Lifestyle

Text type: Description

Reading level: 8

Word count: 148

High-frequency words: I, go, to, my, am, how, the, and, all

Vocabulary: after, school, swim, paint, karate, dance, care, drawing, animals, shop

Possible literacy focus:

Making inferences about what children do in their leisure time.

Being able to identify with the children in the text and make comparisons with themselves.

Follow-up activities

Physical continuum

Place a sign at one end of the room saying 'Agree', a sign at the other end of the room saying 'Disagree' and a sign in the middle of the room saying 'Not sure'. Make sure the signs are in a line. Tell the children you are going to read some statements (see below), and after each one, they are to place themselves somewhere along the 'line'.

† Agree _____ † † _____ Not sure _____ † _____ † Disagree

Discuss where the children place themselves. Ask for willing children to explain why they have a particular point of view. Emphasise that there are no right or wrong answers and that you are interested in their own opinions.

Examples of statements to read to children:

We should all do swimming classes after school.

Girls like to do dancing lessons.

If your best friend learns how to play the piano, you should too.

If your parents work you must go to after school care.

It is important to do lots of activities after you finish school.

It is important to enjoy the same things that your friends do.

We all love it when school finishes.

All children are able to do after-school activities.

Discuss why children responded differently to the statements, drawing out positive aspects of individuality.

Understanding text structure – Descriptions

Explore the structure of a description with the children. A description talks about one specific thing (such as what we do after school) and gives information about what, when and where.

Use a chart to deconstruct the book *After School* to reveal its structure:

Who	What	Where	When
Boy	Art class	Hall	After school

Children can work in small groups to record a description about a regular classroom event such as going to the swimming pool or playing football.

Priority list

Ask the children to look through the book and decide which activities they would most like to do after school.

Ask the children to list the seven activities mentioned in *After School* in order, from the thing they would most like to do to the thing they would least like to do. When finished, ask the children to compare their list with a friend.

Memory




1. Sit in a circle. Choose one person to start. This person says: "I am _____ and after school I _____."
2. The person next to the first person then says: "This is Jason and after school he goes to karate. I am Jill and after school I go to my nanna's house."
3. Continue until everyone has had a turn.



Put yourself in the picture















1. Imagine that you are one of the characters in the book *After School*.
2. Draw yourself doing one of the activities in the book.
3. Write a sentence about you and the activity.



Name _____

Make a poster

Use the word bank to make a poster about what you do after school.





<p>swimming</p> 	<p>walking my dog</p> 	<p>home</p> 
<p>art class</p> 	<p>karate lessons</p> 	<p>basketball practice</p> 
<p>tennis lessons</p> 	<p>skating</p> 	<p>dance class</p> 
<p>music lessons</p> 	<p>after school care</p> 	<p>bike riding</p> 

Instructions Ask the children to make a poster showing all the things they do after school. Encourage them to use the word bank to label their poster.

Name _____

Cloze

Write in the words.

	<p>After school I _____ to swimming lessons at the pool. I _____ how to swim.</p>
	<p>After school I _____ to my art class at the hall. I _____ how to paint.</p>
	<p>After school I _____ to my friend's house. We _____ with the trucks and blocks.</p>
	<p>After school I go to dance class. I like to _____ new dances. We all _____ together to the music.</p>
	<p>After school I _____ to after school care. We _____ do lots of things, but I like _____ best of all.</p>

Instructions Ask the children to read the text and fill in the missing words.