

Stay Away!



Topic: Animals around us

Curriculum link: Living Things; Society and Environment

Text type: Explanation

Reading level: 6

Word count: 71

High-frequency words: are, some, of, them, to, from, this, is, it

Vocabulary: poisonous, dangerous, stay, away, snake, spider, wasp, jellyfish

Possible literacy focus:

Interpreting information using pictures and text.

Discovering and practising strategies for understanding, decoding and remembering new words.

Applying knowledge of high-frequency words.


Checking reading against information on the page.

Follow-up activities

Dangerous animals

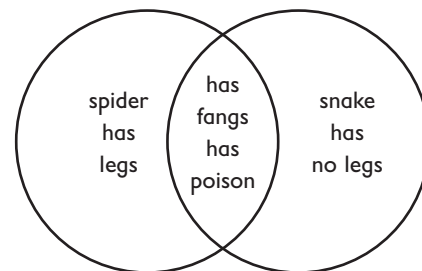
Ask the children to find pictures of dangerous animals in magazines or on the computer. Have the children put these pictures into groups of animals that are dangerous for the same reason. Write about why these animals are dangerous, e.g. "All these animals bite" or "All these animals kick".

Children could make slide shows about dangerous animals. For example:



Similarities and differences

Put two hoops on the floor to make a Venn diagram. Select two animals from the book to compare.



Discuss the features of each animal and write them on small cards.

Have the children consider whether each feature is shared by the animals or if it is specific to one.

Have the children put the cards into the appropriate place on the Venn diagram.

Children could make their own Venn diagram about two other dangerous animals.

The most dangerous animal

Ask the children to read the book *Stay Away!* together. Ask each child to pick the animal in the book that they think is the most dangerous.


Have them take turns to talk about the animal they chose, explaining why they think it is the most dangerous.

Have each child make an illustrated list ordering the animals from the most dangerous to the least dangerous.

Stay away!



1. Make dangerous animals with playdough.
2. Make signs to tell people to stay away from these animals. Tell why.



Alphabet warnings







1. Draw pictures of animals that start with these letters of the alphabet.
2. Draw a warning on the animals that are dangerous.

a	b	c	d
e	f	g	h
j	k	l	m
n	o <i>Ostrich</i>	p	q
s	t	u	v
w	x	y	z

Name _____

Which animals are poisonous?

Make a book.

<p>This snake is poisonous. It is dangerous.</p>	
	
	
	

Words to help you.


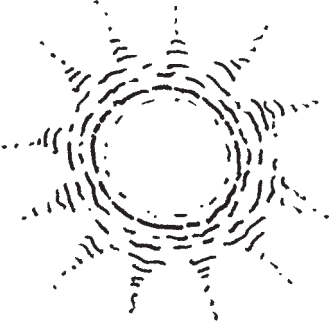


poisonous	stay	away	dangerous
jellyfish	spider	wasp	jellyfish

Instructions Ask the children to make a strip book about some of the poisonous animals in *Stay Away!* When finished, cut out each strip and staple together to make a book.

Name _____

Match the sounds

Draw.

Object	Dangerous animal	Something else
		
		
		
		

Instructions Ask the children to draw a dangerous animal that starts with the same sound as each of these objects. Then have them draw something else that starts with this sound.