

At the Weekend



Topic: Leisure/Community/Family

Curriculum link: Study of Society

Text type: Recount (multiple)

Reading level: 12

Word count: 349

Vocabulary: afternoon, family, Friday, Grandpa, library, Monday, morning, Saturday, school, sister, visit, weekend

Possible literacy focus:

- Identifying the features of a multiple recount.
- Identifying the number of syllables in words.
- Reading in a phrased and fluent manner.

Follow-up activities

What do you like to do on the weekend?

Ask the children to work with a partner and share what they like to do with their families on the weekend. List these activities on a piece of paper. Now give each child a piece of A3 paper divided into two. Ask them to select two of their favourite weekend activities, and draw and write about them.

Comparisons

Ask the children to reread *At the Weekend* and choose their favourite child in the story. Ask the children:

What does this child do on the weekend?

How does this compare with what you like to do on the weekend?

Is there anything that you like to do that is the same as the child in the story?

What things do you do that are different to the child in the story?

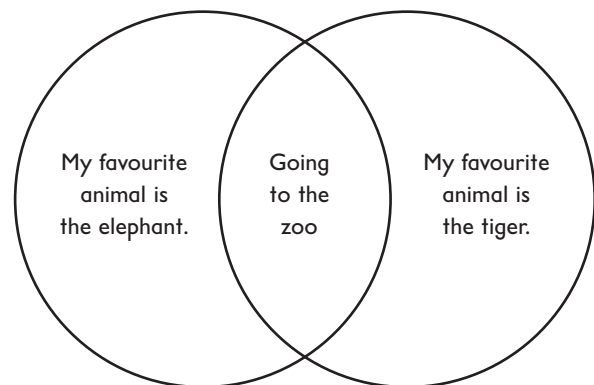
Ask the children to draw two overlapping circles (a Venn diagram) to show this information.

Miming your favourite weekend activity

Ask the children to think about one activity that they like to do on the weekend. Select a child to mime the activity to their peers. Other members of the class try and guess what the child is doing. The child who guesses correctly takes the next turn to mime their favourite weekend activity.



William

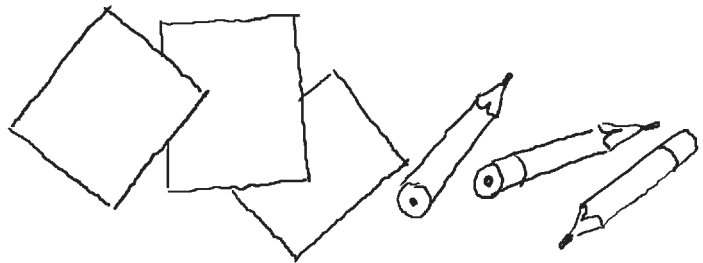


Memory game

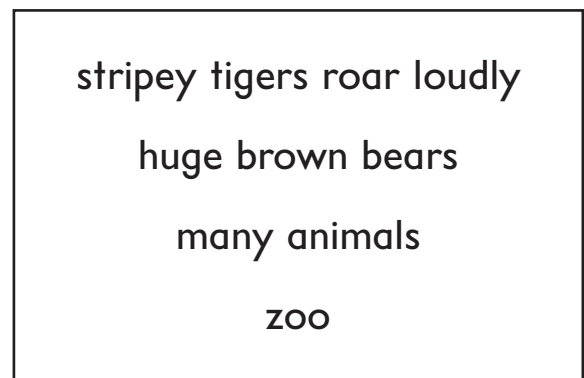
1. Sit in a small circle.
2. Each person thinks of something they like to do on the weekend.
3. Choose one person to start.
4. The first person in the circle says: "I am _____ and I like to _____ on the weekend."
5. Continue around the circle until everyone has had a turn.
6. See if you can go around the circle twice.

Word tree

You will need:
paper, pencils, partner



1. Discuss with a partner your favourite weekend activity.
2. Write the word for your activity at the bottom of a sheet of paper.
3. On the line above, write two words about this activity.
4. Keep going until you have written as many things as you can about it.



Name _____

Weekend activities

Write about these pictures.







Instructions Ask children to think about what the people in the pictures might be saying to each other. Remind them to use talking marks if they are necessary.

Name _____

Syllable search

Find words with one, two, three or four syllables in them.

1-syllable words	2-syllable words	3-syllable words	4-syllable words
zoo	picnic	library	

Now use some of these words to write your own sentences.

Instructions Remind children how to work out the number of syllables in words. Suggest that they look in *At the Weekend* and in other books and print material around the classroom to add to their list.