



**Some
Things
Keep
Changing**



Written by Anna Porter

Horwitz Education
A Division of Horwitz
Publications Pty Ltd
55 Chandos Street
St Leonards NSW 2065
Australia

Horwitz Gardner Limited
168e High Street
Egham, Surrey
TW20 9HP
United Kingdom

Published edition
© Eleanor Curtain
Publishing 2005
Text © Nicole di Marco
Photographs © Eleanor
Curtain Publishing

First published 2005

Apart from any fair dealing for the purposes of study, research, criticism or review, as permitted under the Copyright Act of Australia, no part of this book may be reproduced by any process, or transmitted in any form, without permission of the copyright owner. Where copies of part or the whole of this book are made under Part VB of the Copyright Act, the law requires that records of such copying be kept and the copyright owner is entitled to claim payment.

Developed by
Eleanor Curtain Publishing
Text: Nicole di Marco
Consultant: Susan Hill
Designed by
Alexander Stitt
Production by
Publishing Solutions

Printed in China

ISBN 0 7253 3128 3

1 2 3 4 5 6 7 8 9
05 06 07

How to use this book

The AlphaWorld teacher editions support teachers as they guide children's reading and thinking during one or more guided reading sessions. Teachers can observe children as they read and choose from the given suggestions to suit individual needs.

Before reading

Setting the context, front cover and title page:

The suggestions help teachers to set the scene and prepare children for reading the book. Prompts help to determine children's prior knowledge. Where necessary, background information is provided. Teachers are encouraged to check that children understand the vocabulary listed and to discuss the meanings and/or the structures of these words. Previous experiences with similar text types may also be discussed.

During reading

Predict, Read, Reflect:

Questions encourage children to engage with the text by making predictions. The children then read a section of the text and reflect on what they have read. The focus is on the content, language and text features of the book.

Observe and support:

Prompts help teachers to focus on the strategies children use as they read. Teachers can then select from and adapt the suggestions according to the needs of the individual child. The suggestions aim to develop a child's reading abilities. Interruptions to the child's reading should be minimal.

After reading

A selection of reading and writing activities:

The last pages of the teacher edition provide follow-up activities and include the assessment focus.

Selected text features

- Interview format using questions and answers

Vocabulary

billy-carts, cardigans, clothes, desks, digital camera, grandparents, hopscotch, interior, interview, invented, photo album, photographs, project, renovate, scrapbook, survey, television, Velcro fasteners

Setting the context

What do you think life was like when your grandparents were children? What do you think their house was like? What do you think their school was like? How could we find out what life was like back then?

Make a chart listing the things the children think have changed since the time their grandparents were children.

Background information

This book is a discussion text that focuses on change and continuity in technology through the eyes of a child who is interviewing her grandmother for a school project. The key ideas presented are that although many things have changed, some things remain the same. Examples include types of housing and household items, childhood games, schooling, clothing and family leisure. Photographs from the grandmother's album support the text.



Front cover

Show the front cover.

This book is called Some Things Keep Changing.

Look at the photos. Do they look like recent photos or old photos?

Who do you think these people are?

What do you think this book will be about?



Title page

Turn to the title page.

Read the title and author's name together.

What information do we find on a title page? Why do books have title pages?

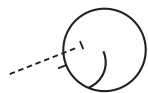
Predict

This girl's class is learning about what life was like when their grandparents were children. The girl is going to interview her grandmother. What sort of questions do you think she will ask? What would you be interested to find out about?

Read to the end of page 2.

Reflect

*What can you see on page 3? How are the things in the pictures different from the ones we use today?
Do you think life would have been very different back then?
Why do you think so?*



Observe and support

Can the child use information in the photographs and text to understand new vocabulary?

What is an interview?

What helped you to work that out?

My class is learning about what life was like when our grandparents were children. I'm going to interview my grandma about what her life was like when she was as old as I am now.

I have some questions about what Grandma's home and school were like, and Grandma spent yesterday morning looking for her old photo album and a scrapbook she kept when she was at school. She said I might be surprised at how different some things were.



Predict

The first question the girl asks is ‘What was your house like?’ Look at the photo on page 5. This is the house the girl’s grandmother lived in when she was growing up. Those are her parents leaning on the fence. The house is still standing today. Do you think the interior of the house would be the same today?

Turn to page 6.

Read the girl’s interview question together and discuss how you know the girl is asking the question.

What can you see in the photo on page 7? How is the kitchen different from your kitchen?

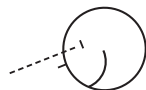
These people used a stove that burnt wood. They didn’t have a dishwasher. They didn’t have hot water from a tap. How do you think they heated the water to wash the dishes?

Read to the end of page 6.

Reflect

Why did the woman’s mother like using a wood stove?

What is an ice chest? Why couldn’t they make ice cream when they had only the ice chest?



Observe and support

Can the child interpret the text?

How do appliances such as dishwashers, electric stoves, refrigerators and modern hot water systems make people’s lives easier?



What was your house like?

This is the house we lived in when I was growing up. Those are my parents leaning over the gate.



It wasn't a new house when my parents bought it — in fact, they had to renovate it. It was sold after they died, but it's still standing and from the outside it looks much the same.



But I'm sure the interior of the house is very different from when I was a girl. Kitchens and bathrooms have changed a lot since then because so many things have been invented to make people's lives easier.



Mum and Dad survey the new neighbourhood.

1



What was the inside of the house like?

Look at this photograph of some friends who lived in the country. Our kitchen was a lot like theirs. We had a wood stove just like the one in the photograph. My mother really liked cooking on it and it kept the kitchen warm in winter.



Unfortunately, dishwashers didn't exist when I was a girl. In fact, we didn't even have hot water. We used to heat water in a kettle to wash the dishes. There was a funny old water heater in the bathroom and we burnt wood chips in it to heat the bath water.

We didn't have a refrigerator — we had an ice chest. A man delivered heavy blocks of ice several times a week. But we did get a refrigerator when I was a bit older and then we could make our own ice cream.



The Kasso family having tea.

2

Predict

Read the interview question together.

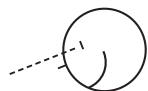
The girl's grandmother replied by saying that she wrote with a pen and ink. She had to dip the pen into the ink, which was in a container called an inkwell. Look at the photo from the grandmother's photo album. What else do you think may have been different about the grandmother's school?

Read to the end of page 8.

Reflect

What did you learn about the grandmother's school by reading this page?

How is it different from our school?



Observe and support

While the children are reading silently, ask one child to read aloud to you.

Does the child read the text with expression – as if they were the grandmother in the book?

Can you read it so that it sounds like this grandmother is talking? How might she feel when she is remembering being a young girl? How might her voice sound?



What was school like, Grandma?

When I was your age, I had just learned to use a pen and ink to write with. Our pens didn't have ink in them like yours. You had to dip your pen into the ink, which was in a container called an inkwell. Once I spilled ink all down my uniform. It took my mother ages to remove the stain. She wasn't very happy with me, so after that I was a bit more careful!

Our desks were different, too. They were joined together in long rows. And our classes were much larger. We all had to read the same book at the same time. My favourite book was about a girl called Heidi who lived in Switzerland.

And of course computers hadn't been invented yet. What a difference they've made!



My sister always knew the answer!

Predict

Ask a child to point out and read the interview question.

The girl's grandmother said that when she got home from school she used to play in the street with her friends. They used to play hopscotch on the footpath.

Look at the photos from the photo album. What else do you think they liked to play?

Turn to page 12.

There were always a few jobs to do after school. The grandmother's older brother would chop the wood for the stove and stack it outside the back door.

Look at the photos on page 13. What other jobs do you think they did?

Read to the end of page 12.

Reflect

What did you discover about billy-carts?

Do you have a billy-cart?

What jobs did the grandmother do? Do you have jobs to do after school?



Observe and support

Can the child identify any common experiences between the grandmother's childhood and their own?

Tell me what you do after school. Are any of the things you do like those that the girl's grandmother did? Why?



What did you do after school?

When I got home from school, I used to play in the street with my friends.

We used to play hopscotch on the footpath, and lots of games that you still play, like skipping and chase. And we used to ride our scooters and bikes. There wasn't so much traffic then, so it was much safer than it ever would be now.

But most of us liked billy-carts the best. Everybody made their own billy-cart from a box and some old wheels. Here are my two brothers with one we made. It looks like Rex, our dog, wanted to go for a ride too! The other one is a later model that Dad put together one weekend. I remember we often used to win races down the street in that one.



Our very first billy cart.



My scooter.



We always had a few jobs to do after school. My older brother would chop wood for the stove and stack it outside the back door. We helped pick the vegetables for dinner. We had quite a big vegetable garden.

We also had hens. The hens were kept in a henhouse in the back yard and it was my special job to feed them and collect the eggs.

We took turns at washing up — remember, we didn't have a dishwasher. We used to quarrel about whose turn it was to do the dishes.

And, of course, we had homework. I guess some things do stay the same.



Not much digging going on!



Our best ever layer.

Predict

Read the interview question together.

Sometimes at weekends the grandmother would play at a friend's house or someone would visit her for the afternoon to play. Her brother, Teddy, liked riding his rocking horse called Dobbin every day. What else do you think they played?

Turn to page 16.

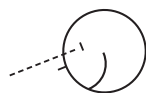
The rest of the time they did things as a family. In summer they would often go to the beach. They didn't have a television. Look at the photos. What do you think they did for entertainment?

Read to the end of page 16.

Reflect

What do you like to do at the weekends? Do you play any of the same games the grandmother played with your friends?

What do you like to do with your family? Are any of the activities you do the same as the ones the grandmother and her family did?



Observe and support

Can the child recognise the differences between growing up now and growing up then?

Did the girl's grandmother do anything different from what you do at the weekends? What was it? Why is it different?



What did you do at weekends?

Sometimes at weekends I would go to one of my friend's houses to play. Or someone would visit me for an afternoon. If the weather was fine we would play outside.

Look at this photograph of my brother Teddy on his rocking horse. He loved it so much that he rode it every day.

When it was too cold outside, we would play indoors with our toys. We played jacks and board games like snakes and ladders. We read books or looked at my mother's magazines.

One of my friends had a beautiful doll's house. It had a lot of tiny furniture. I didn't have a doll's house, so I loved playing at Betty's place.



Teddy on his rocking-horse, Dobbin.



Just boys.



Betty's house. Doll's house, that is.

15



The rest of the time we did things as a family. In summer we often went to the beach. We would take a picnic lunch and spend the day playing on the sand and swimming.

We didn't have a television when I was your age. In the evenings we would sit around and listen to the radio. My parents always listened to the 7 o'clock news and that was a time my father insisted on absolute silence. After that there were plays and quiz shows, and of course there was plenty of music.

Just look at how big our radio was! You couldn't walk around with one of those like you see people doing now!



We were meant to be making a castle.



At Uncle Bill's place.

17

Predict

This girl's grandmother used to go camping at the beach during the holidays. What do you do during the holidays? They went to the same camping grounds every summer. Many other families went there each year too. What do the tents in the photo look like?

Turn to page 20.

Read the interview question together.

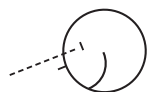
Here is a photo of the grandmother in her best dress. People didn't have as many clothes as we have today. Why?

Read to the end of page 20.

Reflect

What is a 'guest house'? Have you ever stayed anywhere like that?

How have clothes changed since the time the grandmother was a girl?



Observe and support

Do the children use a range of information to solve problems when they read?

When a child is stuck on a word ask: *What can you see that might help you work it out? What could you try? What would make sense? What would sound right? What would look right?*



What did you do during the holidays?

We used to go camping at the beach. We went to the same camping ground every summer. Many other families went there every year too, so we got to know a lot of people.

Our tent looks a bit out of date now, but it kept us warm and dry. I liked helping to hammer the pegs into the ground when we put it up. Our whole family could go camping because we had a car. We were very lucky — not everyone had one.

One year I remember we went to a big house where lots of people could stay. It was called a guest house. It was wonderful. We didn't have to cook any meals. We ate dinner in a big dining room with all the other guests and we were allowed to have jelly every night.



Uncle Barry's car



The only day it didn't rain!



What sort of clothes did you wear?

Here is a photo of me in my best dress. I think this was taken before I went to a birthday party.

We didn't have as many clothes as you seem to have. Clothes cost much more when I was a child, so most people had a set of good clothes they kept for special occasions.

Clothes have changed a lot over the years, especially for girls. We didn't wear jeans like you do. In fact, we hardly ever wore pants. Our mother made a lot of our clothes on an old sewing machine. She also knitted cardigans and jumpers, and sometimes even socks!



Me in my best dress.

Predict

Here is a photo of the grandmother's friend Betty buying shoes with her parents. People didn't have sneakers with Velcro fasteners. What do you think they had? Why would Velcro make things easier? What else would be easier about our clothes today?

Turn to page 24.

The girl loved looking at her grandmother's photos. She wants to start a photo album. Why would she want to do this?

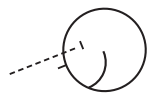
Read to the end of page 24.

Reflect

Why is it easier to wash our clothes today?

Would you like to keep a scrapbook and a photo album?

Why?



Observe and support

Can the child discuss some of the similarities and differences between when the grandmother was a girl and now?

What things do you do that are the same as the things the grandmother in this book did when she was a child?

What things do you do that are different?



And here is a photo of my friend Betty and her parents in a shoe store. We used to keep one pair of shoes for special occasions, too. We didn't have sneakers with velcro fasteners like you do. Velcro makes things much easier.

The other picture is Uncle Bill holding my new cousin Cathy. Just look at my thick dress! It was made of wool and I remember it used to itch like crazy. You had to take extra care when you cleaned anything made of wool. My mother had to wash woollen clothing by hand using special soap.

That's why I love the way your polar fleece can just be put in the washing machine. It's much easier. And it's so warm and light.



Betty getting new shoes.



I've got a new cousin!

15



I loved looking at my grandma's photos. She said I could include some of them in my project.

I already have a scrapbook, but I've decided to start a photo album as well. Mum's got a digital camera, so I'll ask her if I can use it to take my own photographs.

When I'm older, I'll be able to see how some things keep changing.



After reading

Being a meaning maker

Encourage the children to support their answers with evidence from the book as they discuss these questions:

What was school like in the past?

How have appliances used in people's homes changed?

How have clothes changed?

Did children play the same sorts of games in the past? Why?

Would you have liked to live back then? Why? Why not?

Why is it important to learn about how people lived in the past?

Being a code breaker

Explore the following language features:

- Contractions: didn't, hadn't, I'll, I'm, it's, I've, wasn't
- Use of exclamation marks throughout the book
- The /th/ sound: bathrooms, clothing, footpath, that, their, there, thing, this, those, together

Being a text user

What kind of book do you think this is?

Did you like the book? Who would you recommend it to?

Being a text critic


What other questions could have been asked in the interview?


What research would the author have done before writing this book?


Could you write a book like this?

What would you need to do to write a book like this?

Responding to text

 Children could participate in a read and act activity. Divide children into groups of two or three. Assign each group a section of the text to read aloud and to act out at the same time. Give the children time to practise before performing their section for the larger group.

 Provide the children with sentence starters that they can complete by referring back to the text. For example: My Grandma and I spent yesterday looking for her old scrapbook and photo album so...
We didn't have hot water so we...
Everybody made billy-carts...

 Provide the children with a list of words from the text. Put the words in a chart with the headings 'Then', 'Now' and 'Both'. Ask the children to think about the words and to sort them into the appropriate category. Have the children share and discuss their classifications with others.

Words	Then	Now	Both
photo album			
ice chest			
dishwasher			
wood stove			
refrigerator			
desks			
ink well			
computers			

Writing links

Discuss with the children what they would like to discover about what life was like when their parents or grandparents were children. Have them formulate questions that they could ask their family to answer.

How will you present the information you collect?

Ask the children to pretend they have travelled back to the time when the grandmother was a child. Ask them to write a story about living in this time.
What could the title of this story be?

Possible assessment focus

Can the children:

- recognise the differences between grandmother's childhood and their own lives?
- identify any common experiences between the grandmother's childhood and their own?



whole text activity



sentence activity



word activity

Some Things Keep Changing

Topic: Continuity and Change/Technology

Curriculum link: Study of Society

Text type: Recount (historical)

Reading level: 24

Word count: 1392

Vocabulary: billy-carts, cardigans, clothes, desks, digital camera, grandparents, hopscotch, interior, interview, invented, photo album, photographs, project, renovate, scrapbook, survey, television, Velcro fasteners

Possible literacy focus:

- Recognising what has changed over time.
- Identifying similarities between the grandmother's childhood experiences and the children's own experiences.

ESL possibilities:

- Identifying first person pronouns: I, my.
- Recognising who is speaking in different parts of the text.
- Discussing differences between the grandmother's experiences and those of children today.



Summary

In this book a girl interviews her grandmother about what life was like when she was a young girl. She explains how things like school and clothes have changed over time.

AlphaWorld



ISBN 0-7253-3128-3



9 780725 331283