



## Rainforest Birds

**Topic:** Rainforest birds

**Curriculum link:** Science

**Text type:** Report

**Reading level:** 24

**Word count:** 520

**Vocabulary:** canopy, cassowary, forest floor, levels, lorikeets, mound, nectar, pollen, predators, rainforest, understorey

**Possible literacy focus**

Understanding the features of a report.

Using graphic devices and captions to interpret information.

Comparing rainforest birds with birds seen around the school garden.

**Summary**


This book is about a range of birds that live, feed and nest in different parts of the rainforest. All birds featured in the book are part of the same rainforest habitat.

### Task Card

---


## Board Game

You will need:



cardboard, scissors, coloured pencils, ruler, other scrap materials, dice





1. Design your own board game.
2. Include facts or questions based on *Rainforest Birds*.
3. Carefully design the board so that you include:
  - the forest floor
  - the understorey
  - the canopy
  - the very top
4. Write down the rules.
5. Don't forget to make the counters – these could be some of the birds from the book!
6. Play the game with some friends.



Name \_\_\_\_\_

# Rainforests

Complete the following table with information about rainforests and the birds that live there.

<b>Part of the rainforest</b>	<b>What is it?</b>	<b>Birds that live here</b>
		
		
		
		



Name \_\_\_\_\_

# Rainforest bird facts

Choose one of the rainforest birds from the book and answer the following questions.

Draw a picture of your bird to display with this sheet.

Name of bird:	
Where does it live?	<hr/> <hr/> <hr/>
What does it eat?	<hr/> <hr/> <hr/>
What does it look like?	<hr/> <hr/> <hr/>
Where does it build its nest?	<hr/> <hr/> <hr/>
Any other facts:	<hr/> <hr/> <hr/>