



alphakids

My Trip

Written by
Mary-Anne Creasy

Photography by
Michael Curtain



Published edition
© Eleanor Curtain
Publishing 2004

First published 2004

Apart from any fair dealing for the purposes of study, research, criticism or review, as permitted under the Copyright Act of Australia, no part of this book may be reproduced by any process, or transmitted in any form, without permission of the copyright owner. Where copies of part or the whole of this book are made under Part VB of the Copyright Act, the law requires that records of such copying be kept and the copyright owner is entitled to claim payment.

Developed by
Eleanor Curtain Publishing
Text: Nicole Di Marco
Consultant: Susan Hill
Designed by
Alexander Stitt
Production by
Publishing Solutions

Printed in China

ISBN 0 7253 3406 1

1 2 3 4 5 6 7 8 9
04 05 06

How to use this book

Before reading: Talkthrough



Talk through the book with the children. Encourage them to predict the text from the cover and the pictures, and to think about the information they provide. Direct the children's attention to aspects of the text that may challenge them. Support the children to deal with these challenges by asking the Talkthrough questions on each page.

During reading: Observe and support



Observe the children as they read. Encourage them to monitor their own reading as they comprehend the text. As needed, support the children by helping them to discover and use reading strategies and cues to solve problems and respond to reading challenges that arise in the text. Interruptions to the children's reading should be minimal and focused on specified learning needs.

After reading: Comprehension, returning to the text, responding and writing links



To further develop children's understanding of the text, select from activities found on page 16 and the inside back cover. These whole text, sentence and word level activities reinforce the teaching focus of this book. Assessment ideas are provided to assist with planning for further teaching.

Text highlights

- This book is a first-person recount of a girl's unaccompanied plane trip.
- Airport and travel vocabulary is used; for example, check-in counter, flight deck, X-ray machine.
- Colour photographs support and extend the text.

Vocabulary

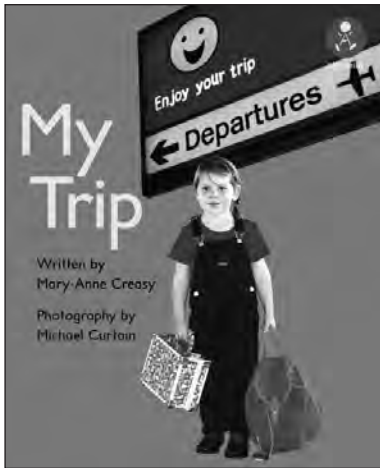
airport, checked, counter, flight deck, pilots, special, X-ray machine

Setting the context

Have you ever been on a plane? What was it like? What did you do? Where did you go? Talk with the children about the steps you go through before getting on a plane. What do you need to do before you get on the plane? Where do you take your bags? What else happens?

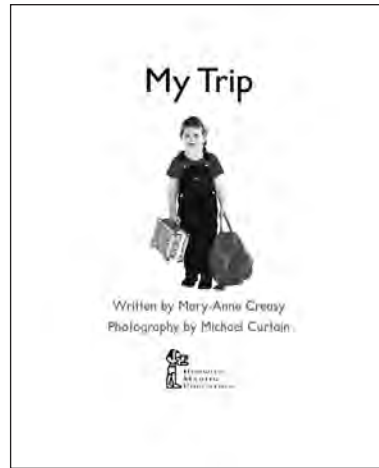
Introducing the book

This is a book about a plane trip a girl made to see her grandmother. It starts when her mother takes her to the airport and ends when her grandmother meets her at the other end.



Front cover

What do you notice about the girl on the front cover? Have you ever travelled anywhere by yourself?



Title page

What is the girl carrying? Point out the names of the author and photographer. Discuss their roles in making a book.

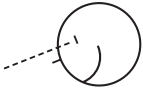


Talkthrough

Who is telling this story? How do you know?

Who is the girl going to visit?


Who takes her to the airport?



Observe and support

Can the children interpret the inferences in the text?

Does the girl's grandmother live close by or far away? How do you know?



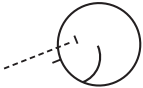
I went to visit my grandma.
I went on a plane by myself.
Mum took me to the airport.





Talkthrough

*Who meets the girl at the counter? Kate is going to look after the girl on her trip.
How might the girl be feeling when she says goodbye to her mother?*



Observe and support

*Do the children read the text with expression?
Can you read the story as if you were the girl in the book? How would she say, 'Bye Mum!'?*



I met Kate at the counter.

'Hello,' said Kate.

'I'm going to look after you
on this trip.'

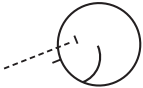
'Bye Mum!' I said.





Talkthrough

What is happening here? Why is the girl giving the man her bag? Why is she walking through the X-ray machine?



Observe and support

Do the children understand the purpose of the photographs?

How do the photographs help us to understand the story better?



Then a man checked my bag.
He put it through an X-ray machine.
He could see what was inside my bag.

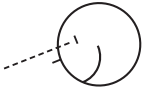
I was checked too.
I had to walk through special gates.





Talkthrough

What is Kate giving the girl? Why? Where was the girl's seat located?



Observe and support

Do the children use a range of strategies to work out new vocabulary?

How did you work out the word 'colouring'? Can you see a word you already know in colouring?

On the plane Kate gave me
a colouring book and pencils.
My seat was near
the front of the plane.



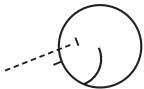
8

9



Talkthrough

The pilots fly the plane. Where do the pilots sit? The book says that the pilots sit in the flight deck. What is a flight deck? How do you know?



Observe and support

Do the children check what they read with the phonic information on the page?

Point out a word, for example, 'flight'.

How did you know what that word was? What did you check at the start of the word? What did you look for at the end of the word? What else did you check?

The pilots sit
at the front
of the plane.

They sit
in the flight deck
to fly the plane.



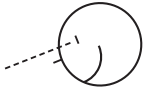
10

11



Talkthrough

*What does Kate bring the girl? Did the girl enjoy her snack?
Does she like to fly by herself?*



Observe and support

*Can the children identify an exclamation mark and explain what it is used for?
Can you show me an exclamation mark? What does an exclamation mark tell you about how to read the text?*

Kate brought me some juice and
chocolate cake. Yum!



I love flying by myself!

12

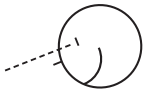


13



Talkthrough

What did the girl do when the plane landed? Is the girl still telling the story? How do you know?



Observe and support

Can the children identify a question mark and explain what it is used for?

Can you show me a question mark? What does a question mark tell you about how to read the text?

When the plane landed
I went with Kate to get my bag.



Where's Grandma?

14



15



Talkthrough

Who is at the airport to meet the girl? What do the girl and her grandmother do when they meet each other? Where will they go now?



After reading

Being a meaning maker

Encourage the children to support their responses with evidence from the book as they discuss these comprehension questions.

Where did the girl go on the plane?

Why did she need to go through the X-ray machine?

Who looked after her on the plane?

How might she have felt before she went on the plane?

How did she feel after her plane trip?

Being a code breaker

Explore the following language features:

- Hearing words: the children could be asked to listen for words that contain other words; for example, myself, airport, grandma, check-in.
- Punctuation: explore the use of exclamation marks and questions marks.

Being a text user

Refer to the text when discussing these questions:

Is this book fiction or non-fiction?

Why do some of the photographs have white borders around them?

What does this make them look like?


Being a text critic


Have you ever been on a plane?


Do all children get to go on planes?

Do all children get to fly by themselves?

Responding to text

 The children could work in cooperative groups to take on the role of one of the people featured in the book. Each character could retell the story from her or his point of view.

 The children could be asked to write about a time they flew on a plane or about what it might be like to fly on a plane.

 The children could explore the sound /pl/, as in 'plane'. They could look for words that start with this sound in familiar texts and create an illustrated list.

Writing

Discuss how we identify that the story is told in the first person. Then explain what the third person is and model retelling a page of the story in the third person.

Ask the children to work in pairs to rewrite a page of the book in the third person. If each pair does a different page, the children's work could be collated to make a group book.

Assessment

Can the children:

- identify the words that tell the reader that the girl is telling the story?
- use contextual information to explain the meaning of vocabulary, such as check-in counter, X-ray machine and flight deck?




whole text activity



sentence activity



word activity



Teacher Edition

Topic: Travel

Curriculum link: SOSE

Text type: Recount

Level: 10

Word count: 136

High-frequency words: a, an, and, at, by, could, get, had, he, I, is, me, my, on, put, said, saw, she, some, there, to, was, went, what, when, where's

Vocabulary: airport, checked, counter, flight deck, pilots, special, X-ray machine

Possible literacy focus

Using a range of information on the page to understand airport and travel vocabulary.

Summary






This book is a simple recount about a girl's unaccompanied plane trip.

ISBN 0-7253-3406-1



9 780725 334062

Other books at this level



alphakids