


My Toys



Topic: Toys

Curriculum link: Society and Environment; Technology

Text type: Caption

Reading level: 1

Word count: 25

High-frequency words: I, like, my

Vocabulary: blocks, truck, teddy bear, train, animals, toys

Possible literacy focus:

Using print concepts and pictures to support reading.

Follow-up activities

What toy is that?

Describe a toy to the children, giving a number of clues about what the toy looks like, what it is made of and how it works.

Ask the children to work out which toy you are describing, e.g. *“The toy I am thinking of has four wheels. It moves if you push it along. You can put things in the back. It can be made out of plastic, metal or wood.”* (A truck)

Do this for several toys and then ask the children to play this guessing game in pairs, with children taking it in turns to give the clues and have guesses.

Grouping words

Write a list of toys with the children. Ask the children to categorise the words from the list by their first letter. For example:

Bb
ball
bat
bike
blocks

Dd
doll
dinosaur
digger

Tt
teddy bear
train
tent

Ss
scooter
swing

What are your favourite toys?

Children could make a poster showing all of their favourite toys. Provide advertising brochures from toy shops for children to cut up.

Have the children write a sentence about their favourite toys and illustrate them.



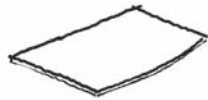
Make a toy mobile



You will need:



coat-hanger



cardboard



string




textas



scissors

1. Draw some toys.
2. Cut the pictures out.
3. Hang the pictures on the coat-hanger.
4. Make a sign for your mobile.



Sorting toys



1. Collect some toys and some hoops.
2. Put your toys in groups and add labels.



soft toys



toys with wheels

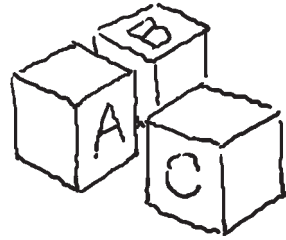
3. Ask a friend to add a toy to one group.
4. Draw a picture showing how you have grouped your toys.

Name _____

Favourite toys

Write and draw.

I like my blocks.

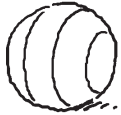


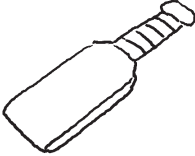




I like my _____.

I like my _____.

I like my _____.

Words to help you.

 ball	 train	 doll
 bat	 cars	 robot


Instructions Children can use the word bank to finish the sentences.

Name _____

Toys and letters

Draw.

Bb



Tt



Instructions Ask children to draw other toys that start with 'b' and 't'. Provide copies of the book *My Toys* to support children in this activity.