




Teacher Edition

AlphaWorld

Food For Animals

Written by Sarah O'Neil



First published 2003

Apart from any fair dealing for the purposes of study, research, criticism or review, as permitted under the Copyright Act of Australia, no part of this book may be reproduced by any process, or transmitted in any form, without permission of the copyright owner. Where copies of part or the whole of this book are made under Part VB of the Copyright Act, the law requires that records of such copying be kept and the copyright owner is entitled to claim payment.

Developed by
Eleanor Curtain Publishing
Text: Jenny Feely
Consultant: Susan Hill
Designed by
Alexander Stitt
Production by
Publishing Solutions

Printed in Hong Kong

ISBN 0 7253 2954 8
Pack ISBN 0 7253 2342 6
(6 Student Books +
1 Teacher Edition)

1 2 3 4 5 6 7 8 9
03 04 05



How to use this book

Before reading: Talkthrough

Talk through the book with the children. Encourage them to predict the text from the pictures and to think about the information they provide. Direct the children's attention to aspects of the text that may challenge them. Support the children to deal with these challenges by asking the *Talkthrough* questions on each page.



During reading: Observe and support

Observe the children as they read. As needed, support children by assisting them to discover and use reading strategies and cues to solve problems and respond to reading challenges that arise in the text. Encourage them to monitor their own reading. Interruptions to the child's reading should be minimal and focused on a specified learning need.



After reading: Checking comprehension, responding to text

To further develop children's understanding of the text, select activities found on the inside back cover. These whole text, sentence and word level activities reinforce the teaching focus of this book. Assessment ideas are provided to assist with planning for further teaching.

Setting the context

Ask: *How do animals in zoos get their food?*

What do animals that don't have people to look after them do to get food?

Background information

Wild animals have to find their own food. In zoos, zoo keepers ensure that the food the animals are given is like the food they would eat in the wild. They also feed the animals as often as they would find food in the wild. Plant-eating animals are fed every day. Meat-eating animals are fed less often.

Introducing the book

This book is called 'Food For Animals'. It is a report that tells us how animals get food in the wild. It then contrasts this with how the same sort of animals get their food in zoos.



Front cover

What does this animal eat?

How does it get food if it lives in the wild?

Read the title.



Title page

This is the title page. Let's read the title together.

All animals need food.

In the wild, animals find food where they live.



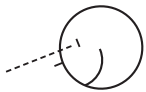
Talkthrough

This page starts with a sentence that tells us what the book is about. It says that all animals need food. It then tells us that wild animals live near the food they eat. It says that zoo animals are given their food by the zoo keepers.

Point out the pattern used throughout the book: wild animals on the left page and zoo animals on the right.



In zoos, animals are given food
by the zoo keepers.



Observe and support

Can the child understand the literal meaning in the text?
*How do wild animals get food? How do zoo animals get
food? Can you show me where the book says this?*

Butterflies eat nectar.

In the wild, butterflies eat nectar from flowers.



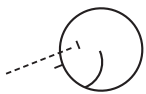

Talkthrough

This page is about butterflies.

Butterflies eat nectar. Nectar is a sticky substance in the middle of flowers.

Wild butterflies live near flowers. Zoo butterflies get their nectar in trays put out by the zoo keepers.

At the zoo, nectar is put into trays
by the zoo keepers.



Observe and support

Can the child infer meaning from the text and pictures?
*What are the butterflies on the tray doing? Why is the
tray brightly coloured?*

Gorillas eat leaves, nuts,
fruit and vegetables.

In the wild,
gorillas live in forests.

They find this food
in the forest.



6



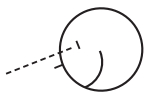

Talkthrough

What do gorillas eat?

Where do they find leaves, nuts, fruit and vegetables in the wild? What would they need to do to find it?

Zoo keepers try to give the gorillas a life like they would have in the wild, so they put the food in different places for the gorillas to find.

At the zoo, food is put in different places
by the zoo keepers.
Gorillas find this food.



Observe and support

Can the child interpret the text?

Is it better for a gorilla to live in the wild or at the zoo?

Why?

Giraffes eat plants.

In the wild, giraffes eat leaves
from the tops of trees.



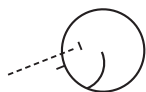
Talkthrough

*What is this giraffe doing? Is it in the wild or at the zoo?
How do you know? Why are the leaves on page 9 tied
up high?*



At the zoo, giraffes are given hay and vegetables by the zoo keepers.

The food is put up high so that the giraffes can reach it.



Observe and support

Does the child notice if they have made a mistake? Do they re-read to the point of difficulty?

What did you notice? What might fit there? What would make sense?

Pandas eat bamboo.

In the wild, pandas live
in bamboo forests.
They eat bamboo
all day long.



10



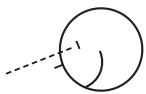
Talkthrough

Pandas eat bamboo in the wild.

Point out the bamboo in the picture.

At the zoo, pandas eat bamboo too, but they also get eggs, meat and rice. This keeps them healthy.

At the zoo, pandas are given bamboo to eat
by the zoo keepers.
They are also given eggs, meat and rice.



Observe and support

Does the child understand the information inferred by
the text?

Why do pandas have different food at the zoo?

Lions eat other animals.

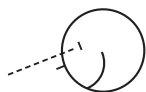
In the wild, lions hunt animals and eat them.



Talkthrough

*What do lions eat? How do wild lions get their food?
How do lions living in zoos get their food?*

At the zoo, lions are given meat by the zoo keepers.



Observe and support

Does the child attend to paragraph breaks to support expressive reading?

Point out the paragraph break on page 12.

Did you notice the extra space between these two lines? This tells us a new idea is coming. Before reading a new paragraph aloud it is a good idea to pause a little.

Snakes eat small animals.

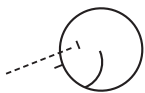
In the wild, snakes catch small animals.
They only eat every few weeks.



Talkthrough

Snakes eat small animals. Wild snakes only catch food every few weeks. So in the zoo they only get fed every few weeks. Zoo snakes get fed mice.

At the zoo, snakes are given small animals to eat by the zoo keepers. They only eat every few weeks.



Observe and support

Does the child notice when they make a mistake? Do they correct it?

I like the way you fixed that up. How did you know it was wrong?



Talkthrough

This is an index. It helps us to find information in a book without having to read the whole book. What pages would I read to find out about lions?

Point out the alphabetical order used in indexes.



Index

bamboo	10, 11	lions	12, 13
butterflies	4	meat	11, 13
eggs	11	nectar	4, 5
fruit	6	nuts	6
giraffes	8, 9	pandas	10, 11
gorillas	6, 7	rice	11
hay	9	snakes	14, 15
leaves	6, 8	vegetables	6, 9




Comprehension check


What do pandas eat in the wild? What do they eat in zoos? Why is this different?


What does 'in the wild' mean?

Is it better for animals to live in the wild or in a zoo? Why?

Responding to text

 Children could make a radio interview explaining the pros and cons of animals living in the wild and living in a zoo. This could be done from the point of view of one of the animals in the book.

 Children could compare and contrast the way an animal not featured in the book (e.g. a goldfish) gets food in the wild or in captivity.

 Children could build their vocabulary by making a concentration game about the book by writing each animal's name and what they eat on separate cards.

For further literacy activities see the accompanying book, *AlphaWorld Literacy Learning Activities: Early Reading Levels 6–11*. It contains two reproducible blackline masters specifically related to this book.

Assessment

Can the child:

- compare and contrast how animals get food in the wild and in zoos?
- use an index?
- monitor their own reading?

Food For Animals

Topic: Animals around us

Curriculum link: Living Things; Society and Environment


Text type: Compare and contrast/report

Reading level: 8

Word count: 223

High-frequency words: all, in, the, they, where, are, by, eat, so, that, can, at, is, put, into, by, and, this, have, for, from, of, up, it, but, keep

Vocabulary: wild, zoos, zoo keepers, butterflies, nectar, gorillas, nuts, fruit, vegetables, forests, plants, giraffes, hay, bamboo, pandas, eggs, rice, meat, lions, snakes, mice



Possible literacy focus

Understanding the structure of compare and contrast texts: in the wild/at the zoo.
Using an index.

Summary

This book compares the ways animals find food in the wild with how they get food at the zoo. It contrasts each animal's natural environment with the conditions provided in zoos to keep animals healthy.

AlphaWorld



ISBN 0-7253-2954-8



9 780725 329549