



Teacher Edition

AlphaWorld

Using Colour

Written by Hannah Reed



First published 2003

Apart from any fair dealing for the purposes of study, research, criticism or review, as permitted under the Copyright Act of Australia, no part of this book may be reproduced by any process, or transmitted in any form, without permission of the copyright owner. Where copies of part or the whole of this book are made under Part VB of the Copyright Act, the law requires that records of such copying be kept and the copyright owner is entitled to claim payment.

Developed by
Eleanor Curtain Publishing
Text: Jenny Feely
Consultant: Susan Hill
Designed by
Alexander Stitt
Production by
Publishing Solutions

Printed in Hong Kong

ISBN 0 7253 2960 2
Pack ISBN 0 7253 2348 5
(6 Student Books +
1 Teacher Edition)

1 2 3 4 5 6 7 8 9
03 04 05



How to use this book

Before reading: Talkthrough

Talk through the book with the children. Encourage them to predict the text from the pictures and to think about the information they provide. Direct the children's attention to aspects of the text that may challenge them. Support the children to deal with these challenges by asking the *Talkthrough* questions on each page.



During reading: Observe and support

Observe the children as they read. As needed, support children by assisting them to discover and use reading strategies and cues to solve problems and respond to reading challenges that arise in the text. Encourage them to monitor their own reading. Interruptions to the child's reading should be minimal and focused on a specified learning need.



After reading: Checking comprehension, responding to text

To further develop children's understanding of the text, select activities found on the inside back cover. These whole text, sentence and word level activities reinforce the teaching focus of this book. Assessment ideas are provided to assist with planning for further teaching.

Setting the context

Ask: *Have you ever seen a grasshopper? What colour was it? Was it easy to see? Why are grasshoppers that colour? What would happen if they were blue? How do animals use colour?*

Introducing the book

This book is called 'Using Colour'. It tells us about the different reasons animals use colour. Some of the animals in the book use colour to hide from other

Background information

Some animals use colour to support their survival. Male animals can use colour to attract females. Other animals use colour to camouflage themselves. Being the same colour and pattern as the places they live makes it harder to be seen. Brightly coloured animals are often advertising that they are poisonous. By standing out they warn other animals not to eat them.

animals. Some use colour to warn other animals that they are poisonous. And some use colour to find a mate.




Front cover

What colour is this praying mantis? How does being green help this insect? What would happen if it were red?



Title page

This is the title page. Read the title together. How might this lizard use colour?



Talkthrough

This is the contents page. A contents page tells us which chapters are in the book and what page they start on. It lists the chapters in the order they appear in the book.

Read through the chapter headings with the children. Which page would we turn to to find the introduction?

Contents

Introduction 4

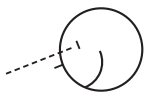
Finding a mate 6

Giving a warning 10

Hiding 12

Conclusion 14

Index 16



Observe and support

Can the child use a contents page?

Can you find the chapter called 'Hiding'? What did you look at to find it?

Introduction

Many animals have bright colours.
They use colour for different reasons.

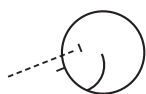


Talkthrough

Point out the chapter heading.

What do you notice about the colour of the writing? Why is the heading a different colour? What is an introduction?

This introduction tells us that many animals have bright colours and that they use them for different reasons.



Observe and support


Is the child able to point out different text features on the page?

Where is the chapter heading? How did you know that it was a chapter heading?

Finding a mate

Many animals use colour to find a mate.

This bird has a colourful tail.
It shows off its tail to find a mate.



Talkthrough

This bird and monkey are both male. They have bright colours. They use their bright colours to find a mate.



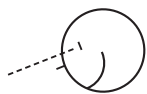
peacock

This monkey uses colour
to find a mate too.
The female likes males
with colourful faces and bottoms.



mandrill

7



Observe and support

Can the child understand the literal meaning of the text?
*What do female mandrills like male mandrills to look
like? Can you show me where you read that?*

Using Colour

Some animals collect colourful things to find a mate.
This bird uses blue things.
It puts blue things around its nest to show them off.

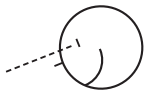



Talkthrough

These animals use colour to find a mate too. This bird puts blue things around its nest. This cuttlefish can change the colour of its body to find a mate.

Other animals change colour to find a mate.
This animal changes colour.
It can be one colour on one side of its body
and a different colour on the other side.

cuttlefish



Observe and support

Does the child monitor their own reading, noticing when errors occur?

How did you know that was wrong? What did you think about? What could go there? What would sound right? What would look right?

Giving a warning

Some animals use colour to give a warning. They use colour to tell other animals that they are poisonous so that they will not get eaten.

The bright colours on this caterpillar tell other animals it is poisonous.

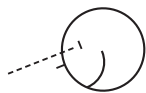



Talkthrough

This chapter is about poisonous animals that use colour to warn other animals not to eat them.

This frog is blue.
These bright colours tell other animals
it is poisonous.

poison dart frog



Observe and support

Can the child read the text fluently?

Can you read it all together? Try to make it sound as if you were talking to someone.

Hiding


Some animals use colour to hide from other animals that want to eat them.

Some animals are the same colour as the place where they live.

Other animals can change colour to match where they live.



praying mantis



chameleon

12



Talkthrough

This chapter tells us about animals that use colour to hide.

Some are the same colour as the place they live in.

Some can change colour.

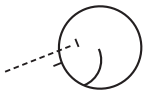


This insect is the same colour as the leaves it eats.



This lizard can change colour. It can change colour from yellow to green.

13




Observe and support

Can the child understand inferences in the text?
Why would an animal need to change colour? How would that help it to stay alive?

Conclusion

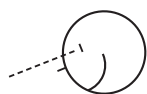
Many animals use colour to help them.

Some animals use colour to find a mate.
Some animals use colour to give a warning,
and other animals use colour to hide.



Talkthrough

This is the conclusion to the book. It sums up what the book has been telling us. It says that many animals need their colours to help them stay alive.



Observe and support

Can the child interpret the text? Point to one of the pictures.













How might this animal use colour?



Talkthrough

This is the index. This index lists the animals in the book.

*Point out how the list is ordered alphabetically.
Can you tell me which page I would find frogs on?*

| Index | | |
|---|---|----------------|
|  |  | bird 6, 8 |
|  |  | caterpillar 10 |
|  |  | frog 11 |
|  |  | insect 13 |
|  |  | lizard 13 |
|  |  | monkey 7 |


16





Comprehension check

*Why does a peacock have a colourful tail?
Which animals use colour to hide? How do they do it?
Do all animals use their colour in some way?*

Responding to text

 Children could use the information in the text to make a Venn diagram showing how the animals in the book use colour.

 Children could complete the sentence: “A _____ (animal’s name) uses colour to...” These could be made into a slide show or class book.

 Children could list singular and plural words from the book in columns.

For further literacy activities see the accompanying book, *AlphaWorld Literacy Learning Activities: Early Reading Levels 6–11*. It contains two reproducible blackline masters specifically related to this book.

Assessment

Can the child:

- understand the literal and inferred meaning in the text?
- use the text to interpret the behaviour of other animals?

- use and explain text features such as contents, indexes and chapter headings?
- monitor their own reading, noticing when errors occur?

Using Colour

Topic: Animals around us

Curriculum link: Living Things; Visual Arts

Text type: Explanation

Reading level: 10

Word count: 249

High-frequency words: have, they, for, some, to, a, or, other, this, has, it, off, them, on, can, be, other, give, that, will, not, get, the, from, want, same, as, where

Vocabulary: colour, mate, warning, hide, peacock, mandrill, cuttlefish, poisonous, survive



Possible literacy focus

Using a contents page.

Using specific examples to explain a generalisation: “Many animals use...; This bird has...”

Summary

This book explores the ways that animals use colour to survive. It focuses on using colour to find a mate, give warning and hide.

AlphaWorld



ISBN 0-7253-2960-2



9 780725 329600