









Name \_\_\_\_\_

### What did they want?

What things did the mouse get?	Who did the mouse get them for?
The mouse got _____ for the cat.	 <span style="float: right;">cat</span>
The mouse got _____ for the cow.	 <span style="float: right;">cow</span>
The mouse got _____ for the farmer.	 <span style="float: right;">farmer</span>
The mouse got _____ for the butcher.	 <span style="float: right;">butcher</span>










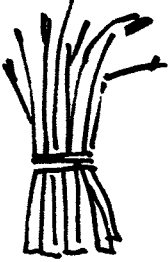


### Word bank

<p>hay</p> 	<p>meat</p> 	<p>milk</p> 	<p>bread</p> 
--	---	--	--

**Learning focus** Comprehension/retelling  
**Instructions** Ask children to draw and write what the characters wanted.  
**Talk about** *Why did the cat want some milk?*

Name \_\_\_\_\_

Use the word bank to write your own story.

<p>mouse</p> 	<p>cat</p> 	<p>dog</p> 	<p>hen</p> 
<p>horse</p> 	<p>farmer</p> 	<p>milk</p> 	<p>cheese</p> 
<p>wheat</p> 	<p>hay</p> 	<p>apple</p> 	<p>bone</p> 

**Learning focus**

Writing/composition

**Instructions**

Ask children to write a story like *The Cat and the Mouse*. They can use the words in the word bank to help them.

**Talk about**

*What might happen to the mouse? What might happen next?*