

Our Classroom Pet

Topic: Social systems, Living things

Curriculum link: Studies of Society and the Environment; Science

Text type: Recount

Reading level: 14

Word count: 205

Vocabulary: litter tray, hutch, rabbit pellets, pet, Internet, housing, cleaning, feeding, straw, hay, fresh vegetables

Possible literacy focus:

Understanding data charts and web pages.

Understanding what pet rabbits need.


Thinking critically about the book: should classrooms have pets?

Summary:

This book is about the research a class undertook to select and provide for a new class pet – a rabbit.

Task card

Pet memory game



1. Sit in a small circle.
2. Each person thinks of a pet they would like.
3. Choose one person to start.
4. The first person in the circle says: 'I am _____ and I would like a pet _____.'
5. The next person says: 'This is _____ who would like a pet _____. I am _____. I would like a pet _____.'
6. Continue around the circle until everyone has had a turn.
7. At the end of the game, write down each person's name and their pet.





Name _____

Looking after a pet

Choose a pet. Research how you would take care of your pet. Share your information with the class.

Type of pet animal and name: _____


What my pet looks like: _____

What my pet eats: _____

Where my pet will live: _____

My pet's special needs: _____

Other details about my pet: _____












Name _____

Caring for a rabbit

Cut out these pictures. Write about the pictures.
Make a mini book with a cover showing title and author.

✂



Instructions Ask children to arrange the cut-out pictures to tell how to care for a rabbit. Tell them to choose one for the cover. Ask them to paste each picture at the top of half a sheet of A4 paper and to number the pages. Ask them to write about each picture. Staple pages to make a mini book.