



Fantastic Frog Facts

Topic: Living things

Curriculum link: Science

Text type: Question and answer

Reading level: 14

Word count: 125

Vocabulary: slimy skin, webbed feet, toads, frogs, swamps, water, desert, hatch, eggs, tadpoles, tails, tongues, skins, shed, sticky toes

Possible literacy focus:

Reading question-and-answer books.

Understanding a photographic sequence with captions.

Gaining information about the topic from the text and the photographs.

Summary:

This book is a question-and-answer book about frogs.

It has amazing facts about how frogs eat, breathe, and grow and change.


Task card

Cute frogs!

You will need:

small boxes, material, bobble eyes, egg cartons, cardboard, coloured paper, sticky tape, scissors

1. Look carefully at the colourings and features of the different frogs in *Fantastic Frog Facts*.
2. Make a model of one of these frogs.
3. Write two or three sentences about your frog.



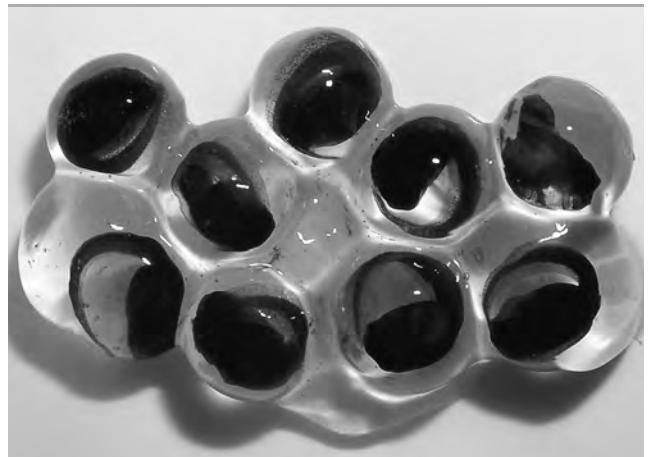


Name _____

How frogs grow

Cut out these pictures. Put them in order to show how frogs grow. Write about each stage.





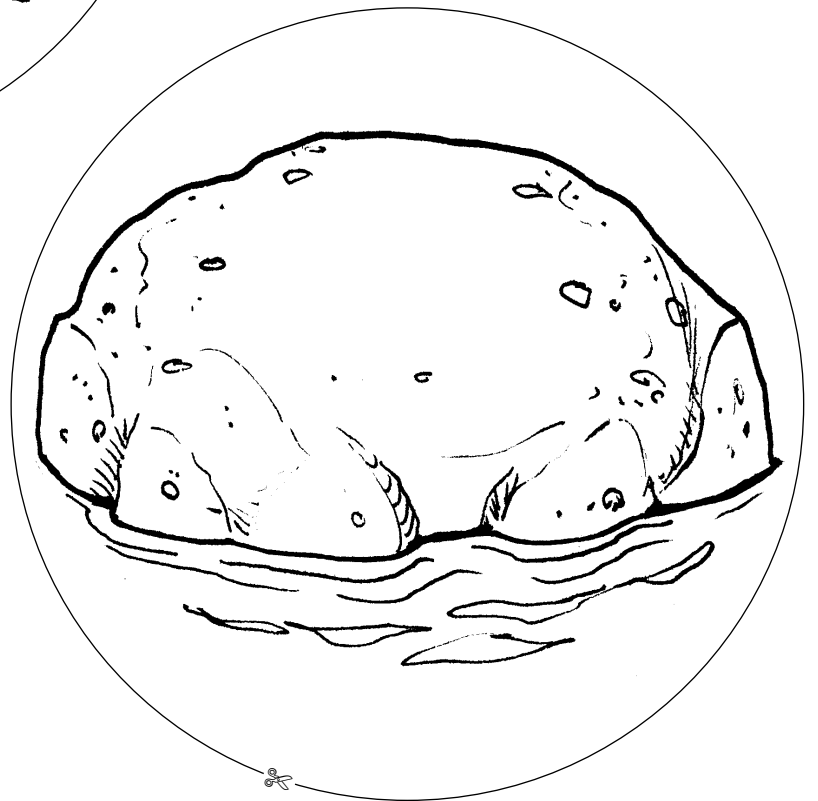
Instructions Ask children to number the four cut-outs. After they have written about each picture, staple to make a mini book.



Name _____

Spinning frogs

Colour the pictures. Cut out the two circles.
Paste them together. Push a straw between the pictures.
Rub the straw in your hands to make the pictures spin.



Instructions Ask children to make sure the pictures are upside down to each other . Ask them to leave a little space at the bottom to push a straw through and give each child a straw. Ask them to spin the straw and watch the picture.