

Getting Around

Topic: Change and community

Curriculum link: Studies of Society and the Environment

Text type: Compare and contrast/Report

Reading level: 13

Word count: 245

Vocabulary: contents, introduction, machines, metal, comfortable, bone-shakers, rubber tyres, springs, gears, diesel, electric, air conditioning, radios, biplane, modern

Possible literacy focus:

Understanding compare and contrast reports.

Drawing inferences from the text.

Summary:

This book compares and contrasts the ways that different forms of transport have changed over time, focusing on improvements to speed and passenger comfort.

Task card



Favourite machine to get around



You will need:

paper, pencils

1. Draw your favourite transport machine.
2. Write down answers to the following questions.
 - What is it?
 - Why do you like it?
 - How does it move?
 - Where does it take you?
 - Is there anywhere it can't go?
3. Share your answers with the class.






Name _____

Then and now

How have transport machines changed?

Transport	Then	Now
bicycles		
motorbikes		
trains		
car		
planes		

Instructions Ask children to think about how transport machines have changed over time. Ask them to write down the features of each machine under the headings 'Then' and 'Now'.



Name _____

Pedalling

Write about these bicycles.



What does it look like?

Is it easy to ride?



What does it look like?

Is it easy to ride?

Which one do you like best?
