

## Treasure Hunt

**Topic:** Cultures

**Curriculum link:** Studies of Society and the Environment

**Text type:** Recount

**Reading level:** 12

**Word count:** 193

**Vocabulary:** treasure, clues, Sarah

**Possible literacy focus:**

Understanding the structure and features of a recount.

Developing visual literacy skills by reading different text features such as clues and a map.

**Summary:**

This book is a recount about a treasure hunt that a girl wrote for her four friends.

The book provides a series of clues and a map of their treasure hunt.

### Task card


## Plan a treasure hunt


You will need:



treasure, coloured paper for clue cards, pencils

1. Plan a treasure hunt for a friend.
2. Find some treasure to hide.
3. Find a place to hide the treasure in your classroom and secretly put it there.
4. Write out the clue cards and number them.
5. Follow your friend as they try to find the treasure.
6. Swap roles!







Name \_\_\_\_\_

# Treasure hunt map

Plan a treasure hunt. Write your clues on a sheet of paper. Give your clues and map to a friend to solve.



**Instructions** Ask children to secretly choose a place from the map to hide their treasure. Tell them to write down five clues leading to the treasure and to number each clue. Each child exchanges their map and clues with a partner to find the treasure.



Name \_\_\_\_\_

# Make one word from two

Match these words to make bigger words. Write them down.

every	pit	everything
jelly	ball	_____
some	beans	_____
sand	one	_____
basket	thing	_____

Write sentences with these words.

---

---

---

---

---

---

---

---

---

---

Look for words like these in other books. Write them down.

---

---

---

---